

NUX

Mighty Lite BT

Mini Modeling Amp

Owner's Manual



3W   **Bluetooth**  **3 Channels**  **10 Drums**

WARNING

To reduce the risk of fire or electric shock, do not expose this appliance to rain or moisture.

CAUTION

This device complies with part 15 of the FCC Rules. Operation is subject to the following two conditions: (1) this device may not cause harmful interference, and (2) this device must accept any interference received, including interference that may cause undesired operation. Any changes or modifications not expressly approved by the party responsible for compliance could void the user's authority to operate the equipment.

NOTE: This equipment has been tested and found to comply with the limits for a Class B digital device, pursuant to Part 15 of the FCC Rules. These limits are designed to provide reasonable protection against harmful interference in a residential installation. This equipment generates, uses and can radiate radio frequency energy and, if not installed and used in accordance with the instructions, may cause harmful interference to radio communications. However, there is no guarantee that interference will not occur in a particular installation.

If this equipment does cause harmful interference to radio or television reception, which can be determined by turning the equipment off and on, the user is encouraged to try to correct the interference by one or more of the following measures:

- Reorient or relocate the receiving antenna.
- Increase the separation between the equipment and receiver.
- Connect the equipment into an outlet on a circuit different from that to which the receiver is connected.
- Consult the dealer or an experienced radio/TV technician for help. The device has been evaluated to meet general RF exposure requirement. The device can be used in portable exposure condition without restriction.



The lightning symbol within a triangle means, "Electrical caution!" It indicates the presence of information about operating voltage and potential risks of electrical shock.



The exclamation point within a triangle means, "Caution!" Please read the information next to all caution signs.

Contents

Introduction.....	03
Main Features	03
Control Panel	04
Interface and Controls.....	05
Switching the Channels	06
Aux. In	06
Tap Tempo.....	06
Phones.....	06
Playing the Drum.....	07
Bluetooth Connection.....	08
Battery Installation.....	09
Technical Specifications.....	09

Introduction

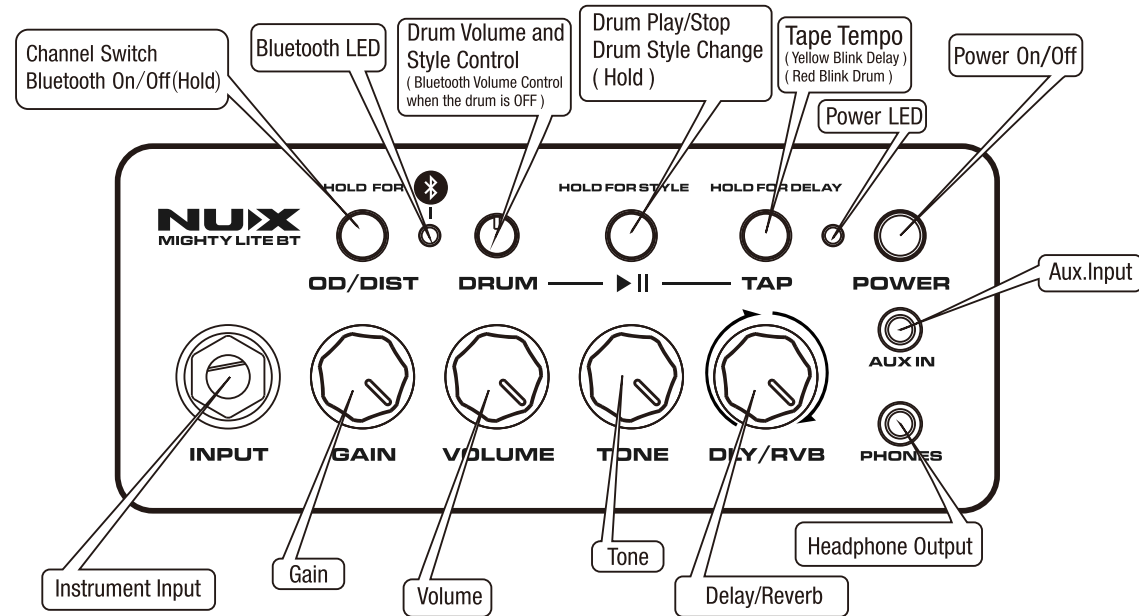
NUX Mighty Lite BT is a new standard for the mini class amplifiers. A lightweight, small, all-in-one portable guitar amplifier. It's an ultra-low-watt practice amp that you can use in any room at your home, put on a desk or take it wherever you want and jam, via the battery-powered operation or USB to power bank connection.

It features 3 channels, built-in digital reverb and delay, user friendly interface design. It also offers an Aux in or Bluetooth connection for jamming along with your own music, a headphone out and an emulated line out for silent practice or recording. You can improve your jamming skill along with built-in drums and metronome as well.

Features

- 3 Watt Output Power
- 3 Channels (Clean - Overdrive - Distortion)
- 2 Effects (Delay - Reverb)
- 9 Drum patterns and a metronome
- Tap Tempo controls Delay speed and Drums
- Bluetooth connection
- Runs with 9V power adapter, USB connection via powerbank or 6 AA size batteries.

Control Panel



Interface and Controls



POWER

Power Switch: Power ON/OFF



GAIN

Gain : Adjust input signal level and drive level on overdrive and Distortion mode.



VOLUME

Volume: Adjust output volume level.



tone

Tone: Tone shaping EQ (Anti-clockwise - more bass, clockwise- more treble)



DLY/RVB

DLY/RVB: Turning the knob clockwise on the left position controls the Delay Mix level and clockwise on the right position controls the Reverb Mix level. When the knob turns to the Reverb section, Delay will be deactivated.

NUX Mighty Lite BT have multi-color LED buttons to show the amplifiers current function.

Switching the Channels

HOLD FOR



OD/DIST

Push the channel button once

Channel Button Color:

GREEN - Clean

YELLOW - Overdrive

RED - Distortion

Aux. In



AUX IN

External audio connection via 3.5mm cable.

Tap Tempo

HOLD FOR DELAY



TAP

Hold TAP Tempo button for 1.5 seconds to switch between Delay and Drum speed while the drum is ON.

TAP Tempo Button Colors:

YELLOW BLINK - Adjust Delay Speed

RED BLINK - Adjust Drum Speed

Phones



PHONES

3.5mm headphone input.

Playing the Drum



DRUM

Playing the Drum:

Push the Drum Play button once

Drum Play Button Color: **WHITE - Drum Plays**

Drum knob controls the Drum Volume level while the drum is ON.

Changing the Drum Rhythms:

Hold down the Drum Play button for 1.5 seconds and use the Drum knob to switch between drum patterns.

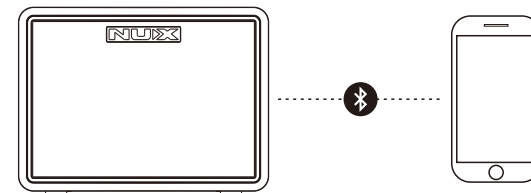
Rhythm Preset Colors:

RED	Metronome
GREEN	Pop
BLUE	Metal
YELLOW	Blues
DARK YELLOW	Country
PINK	Rock
SOFT RED	Ballad
SOFT GREEN	Funk
SOFT BLUE	RNB
SOFT YELLOW	Latin

Bluetooth Connection



Bluetooth will be ready to match with any mobile phone or tablet when the amplifier is ON. Activate the Bluetooth on your mobile / tablet device and search for "NUX MIGHTY LITE" and select when it appears on the device menu.



Mighty Lite BT

Phone

Bluetooth Light Blinks:

Stand by - Ready to match

Bluetooth Light Solid:

Connected

Bluetooth Volume:

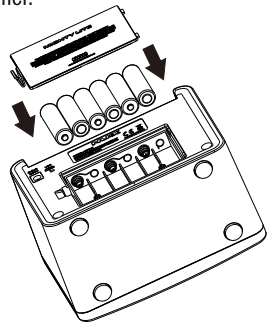
Drum knob controls the Bluetooth volume while the drum is OFF

Bluetooth ON/OFF:

Hold the channel button for 1.5 second

Battery Installation

It takes 6 pieces AA batteries to power on the NUX Mighty Lite amplifier, if you want to use battery as power source or change batteries, please open the battery compartment cover located on the back of the amplifier.



Technical specifications

- Current Draw: ~135mA
- INPUT Impedance
- INPUT: 1M Ω
- AUX IN: 10K Ω
- SNR: 88dB
- Power: 3.2W RMS
- Rated Power: 4.2W
- Speaker: 4 Ω , 5W
- Speaker Size: 3"
- Frequency Response Range: 40-16KHz
- Power Supply: DC9V (Negative Tip) / AA battery *6 / USB 5V
- Bluetooth version: 4.2
- Working range: 10m
- Dimension: 166mm*98mm*124mm
- Weight: 720g

CE mark for European Harmonized Standards

CE Mark which is attached to our company's products of Battery means the product is in fully conformity with the harmonized standard(s) EN 61000-6-3:2007+A1:2011 & EN 61000-6-1:2007 Under the Council Directive 2004/108/EC on Electromagnetic Compatibility.

© 2017 Cherub Technology-All rights reserved. No part of this publication may be reproduced in any form without prior written permission of Cherub Technology.